


Get into the Game!

TEACHER'S GAME PLAN:

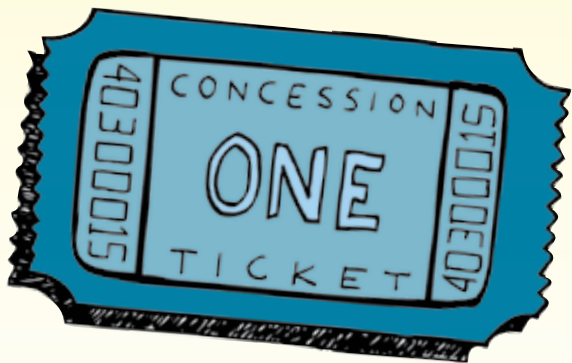
Missions for Great Commission Kidz (G.C. Kidz) should not be a spectator sport. Every Christian should participate. Children can exercise their gifts, talents, and skills in the service of God (Mark 16:15).

This teaching plan is designed to last 1 to 1 ½ hours and can be used at anytime throughout the year. Optional ideas are provided throughout the module to make it easy to custom fit the program to your church.



MODEL ENVIRONMENT:

Mark off the floor of a room with masking tape to make it look like a soccer field. Tape a piece of netting to the wall to look like a goal, or bring in a portable goal. On another wall, make a scoreboard out of cardboard. Hang a few cardboard soccer balls from the ceiling. The children can make team pennants using international soccer team names, or they can make up their own team names. Party-supply stores have soccer theme items that can enhance the "soccer field/stadium" atmosphere. Artificial turf on the floor would make a great addition to the setting. Nurseries or garden centers may have pieces to loan. Schools or other churches may have risers available to use bleachers.



A concession stand is a must when sports are involved. Offer sports drinks, popcorn, hot dogs, potato chips, etc. Base the cost of each item on tickets. You can make tickets or purchase them in a party supply store. You can give some tickets to every child who comes or children can earn tickets to purchase something from the concession stand by completing various activities. Activities could include event attendance, bringing a guest,

memorizing a Bible verse, wearing sports clothing and shoes, getting a missionary's autograph, good sportsmanship during activities, etc.

At the beginning of the "Getting Into the Game" festival, play the national anthem of the USA and/or another country, as is done typically before sporting events.

Other decorations could be a sideline bench, towels, a large watercooler or ice chest, first-aid kit, and mesh ball holder.

Another Option:

Research the way another country plays soccer games and decorate your room like the other country. Serve some food from that country.

Did you know soccer is called by another name in some other countries in the world? Some countries call it football.






INTRODUCING THE MISSIONARY:

You can do this even if you don't have a missionary that can visit your church. Have someone in your church play the part of a missionary. You can contact one of your district missionaries by e-mail ahead of time and ask them the questions below. Have their picture and prayer requests available. Or ask someone in your church who is going on or has already been on a short-term mission's trip to speak to your children.

The leader plays the part of a referee, dressed in a striped referee-style shirt. He or she blows the whistle to gain everyone's attention and then introduces the visiting team's "coach" (your guest missionary). Other adult or teen helpers can wear gym shorts or jeans with white T-shirts and a whistle around their necks. Soccer ball stickers may be added to the shirts as a logo.



The referee (with lots of enthusiasm) introduces the missionary (coach) or someone playing the part of a missionary by saying: "And now, straight from (name of country), the coach of the (race, ethnic UPG, or other identifying characteristic), (name of missionary)." APPLAUSE (hold up an APPLAUSE card).

Option 1: Referee interviews the missionary

- As a representative of the team (*country*), what positions do your team members play (*what they and their co-missionaries do*)?
- Can you tell us about your playing field (*country and its people*)?
- In what ways do you support the team (*specific responsibilities*)?
- Who are the biggest opponents of your team?
- What are the biggest challenges you face (*barriers to the gospel*)?
- What does your team do to stay fit (*personal disciplines and field procedures*)?
- Do you have any suggestions for how someone from (*your church name*) can become a player (*prepare for missionary service*) or be a supportive team member (*praying, giving, corresponding, etc.*)?

Option 2: Questions from the bleachers

Have the children ask questions from the "bleachers." Provide "seed questions" (see option 1) to some students in advance.



SCRIPTURE FOCUS:

Read the following verses: Romans 10:14-15 NIV

“How, then, can they call on the one they have not believed in? And how can they believe in the one of whom they have not heard? And how can they hear without someone preaching to them? 15 And how can they preach unless they are sent? As it is written, ‘how beautiful are the feet of those who bring good news!’”

Supplies:

Poster board, construction paper, scissors, and magic markers.

Preparation:

Print the full verse on bright, colorful poster board.

Activity:

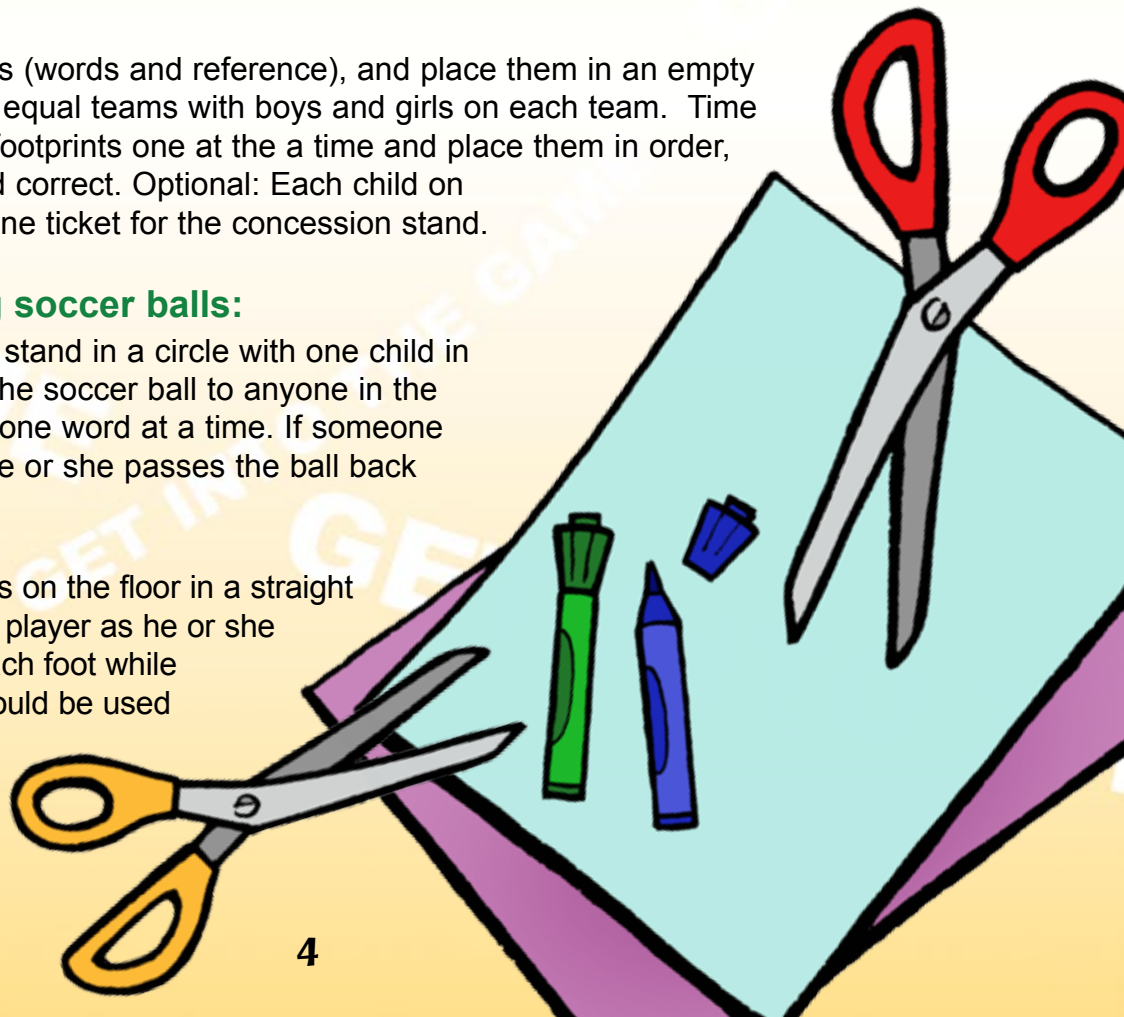
After explaining key words and teaching the children what the verses mean, have the children trace their footprints on construction paper and cut them out. The leader should write one word of verse 15 on each footprint. Determine in advance how many teams you will have. (You will need 25 individual footprints to make one complete set containing all the words and references in the verse, 50 footprints for two sets, etc). Children may need to make more than one footprint, depending on the size of the class.

Scramble each set of footprints (words and reference), and place them in an empty gym bag. Divide children into equal teams with boys and girls on each team. Time the teams as players pull out footprints one at a time and place them in order, until the verse is complete and correct. Optional: Each child on the winning team could earn one ticket for the concession stand.

Optional activities using soccer balls:

Option 1: Have the children stand in a circle with one child in the center. That child passes the soccer ball to anyone in the circle, reciting the Bible verse one word at a time. If someone doesn't know the next word, he or she passes the ball back and sits down.

Option 2: Place the footprints on the floor in a straight line in proper order. Time each player as he or she dribble a soccer ball around each foot while reciting the Bible verse. This could be used as a team relay race.



STUDENT LEARNING ACTIVITIES:



Finding Your Position on God's "Missions" Team

Teacher says: "Have you ever wished you could get into a game and be a player on the team instead of just watching the game from the bleachers? God has a team He wants all of us to be on—His 'missions' team. There are all kinds of positions to play, and God needs you to be actively involved every day of your lives with the gifts, talents, and skills He's given you. So, be a Great Commission Kid, and get into the game. There are some things that you can do now to get into the game.

Becoming An Active Great Commission Kid

Make a photocopy of the soccer ball (reproducible pattern provided on page 8) for each player in your room. Encourage children to think about the kinds of things they can do to be involved. In each white space, have them write action words to describe what they can do right now to become Great Commission Kids, i.e. tell a friend about Jesus, pray for missionaries, invite a friend to (name event), give to support missionary projects, learn a foreign language, help around the church, etc. Younger players can work in small groups.

Sharing the Plan of Salvation

Since all children who attend may not be Christians, share a brief explanation of salvation.

God loves you (John 3:16).
We have sinned (Romans 3:23).
We need to accept God's gift of Jesus.

The Teacher says, "There are ways for you to use your gifts, talents, and skills for Jesus right now by telling your friends and family about Jesus and by serving here in this church. When you grow up, you will have the opportunity to work in another country to share Jesus with people who may never have heard of Him.

Alliance marketplace ministries professionals are lay professionals like teachers, doctors, dentists, business people, and computer experts who live and work in creative-access countries that are sometimes in high-risk, possibly dangerous places. These countries don't allow regular missionaries to openly tell people about Jesus.

Activity: Career Basket Upset

Break the children into groups of 10–12.

You probably played Fruit Basket Upset as a kid. This is a slightly different version. Try to have enough occupation names to have 4–10 in each category. Everyone (but the person(s) in the middle) form a large circle. Make sure your categories are spread out among the circle. Perhaps assign the occupation names after the circle is formed. The caller calls out the name(s) and everyone who has that ID has to move to a different spot in the circle—an empty space created by someone else who has to change spaces. The person(s) in the middle tries to get to an empty spot before someone else. Sometimes you can call Career Basket Upset and *everyone* has to change spots.

Say: "Let's talk with God about what he wants you to be when you grow up and how he wants you to serve Him."

TELL

GIVE

HELP

INTERCESSORY PRAYER and CALL to COMMITMENT:

Getting in a Huddle (Prayer Time):

A huddle is an excellent time to put our heads and hearts together to pray for the visiting missionary. You can also pray for the children and ask God to help them serve Him the way He wants them to. Assemble children into huddles and have them stack their hands in the middle of a circle while talking to God. Conclude with a resounding team, "AMEN!"



Soccer Ball Toss-Up (Creative Prayer method):

On a real soccer ball, write the names of missionaries in the white spaces using a colored marker. In the black spaces, write the Unreached People Groups (UPGs), countries, or missionaries' jobs, using a white marker, available in craft stores. Toss the ball to a player. He or she then prays for the place and/or missionary wherever his or her thumb lands on the ball when caught.

Sports Card Prayer Reminders

Before your missions festival, make sports cards using your missionaries. You can obtain information about them from The Christian and Missionary Alliance Web site, <http://www.cmalliance.org>, or by calling your district office for information about your district missionaries. The Web site not only provides information but photos that can be enlarged, as well. The kids can cover the backs and fronts of the sports cards with clear contact paper. Distribute these cards to the children as a prayer reminder for them to take home.

Follow-up

Children at this age are open to God's plan for their lives. They need to be encouraged to ask God what position He wants them to play on His team.



NOVEL OPTIONS:

Pre-session ideas:

- **Soccer Hacky Sack Activity (Kick Balls):** Playing with soccer hacky sacks (available through Oriental Trading Company, Inc) is another great way to learn the Bible verse. A hacky sack is a small, bean-filled ball. It is used by one person who kicks it, volley-style, with his feet. Each time the hacky sack is kicked, the person kicking it would say one word of the Bible verse.
- **Team Picture:** Have someone take a “team” picture with the missionary on your soccer field or by the goal.

Special guest considerations:


Invite a Christian soccer coach or player to give a demonstration of how to kick, pass, and handle the ball. Ask if he or she would be willing to give a personal testimony as well.

Concessions:

- Sports bottles (available through Oriental Trading Company, Inc.) can be decorated with soccer balls or team names, using markers.
- Offer orange slices at “half-time.”
- Provide power bars, sports drinks, trail mix, etc.

Resources and supplies:

- Oriental Trading Company 1-800-875-8480 (<http://www.orientaltrading.com>)
- Teaching-supply stores offer soccer-imprinted items
- Party and craft supply stores
- US Toy: 1-800-832-0224 (<http://www.ustoy.com>)
- Jesus the Soccer Star by Rob Biagi - V.I.P. To G.O.D. CD (www.thatROBguy.com)



REPRODUCIBLE ARTWORK:

Please feel free to copy, print, and distribute the artwork below.



© 2010 The Christian and Missionary Alliance • P.O. Box 35000
Colorado Springs, CO 80935-3500 • Church Ministries • Disciplemaking Ministries Office